

Kolay Kurulum Klavuzu

M60

AX6000 Wi-Fi 6 Smart Mesh Router



x1



x1



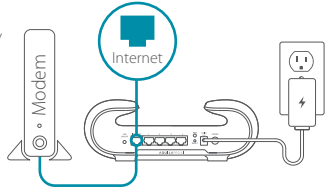
x1



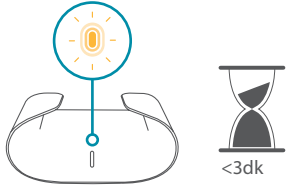
x1



1 /



2 /



<https://dlink-me.com/supporttr/>



Yöntem 1

3 /



AQUILA PRO AI



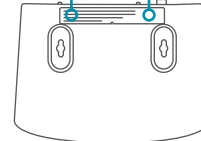
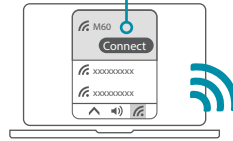
4 /



Yöntem 2

3 /

Wi-Fi Name (SSID): M60-XXXX
Wi-Fi password: XXXXXXXXXXXX



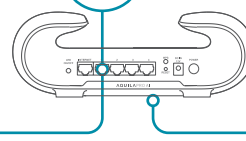
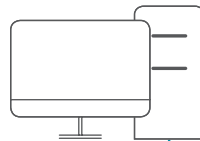
4 /

<http://xxx.devicesetup.net/>
(XXXX represents the last 4 characters of the MAC address)
Device Password: XXXXXX



Yöntem 3

3 /



4 /

<http://xxx.devicesetup.net/>
(XXXX represents the last 4 characters of the MAC address)
Device Password: XXXXXX

