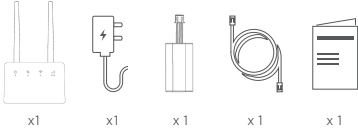


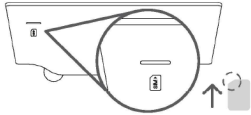
# Kolay Kurulum Klavuzu

DWR-M921B

4G/LTE N300 Bataryalı Router

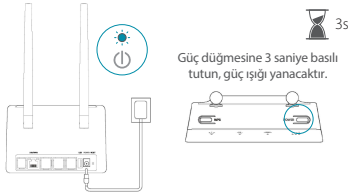


1,



Kartın yerleşime yönüne dikkat edin.

2,



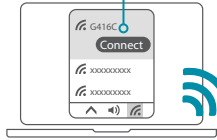
Güç düğmesine 3 saniye basılı tutun, güç ışığı yanacaktır.



<https://dlink-me.com/supporttr/>

3,

Wi-Fi Name (SSID)  
Wi-Fi password

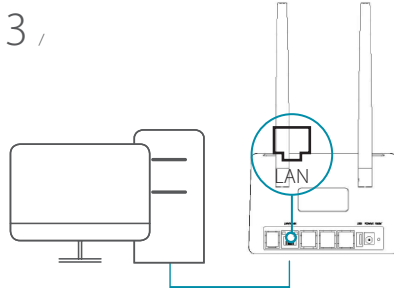


4,

<https://192.168.1.1>  
Username: admin  
Password: XXXXXXXXXX



3,



4,

<https://192.168.1.1>  
Username: admin  
Password: XXXXXXXXXX

